

ภาคผนวก

รายงานผลการวัดค่าพลังงานไฟฟ้าจากเครื่องวัด

[PEA N3 Data Center]

Measurement data[19051504]

[AC Main In Coming]

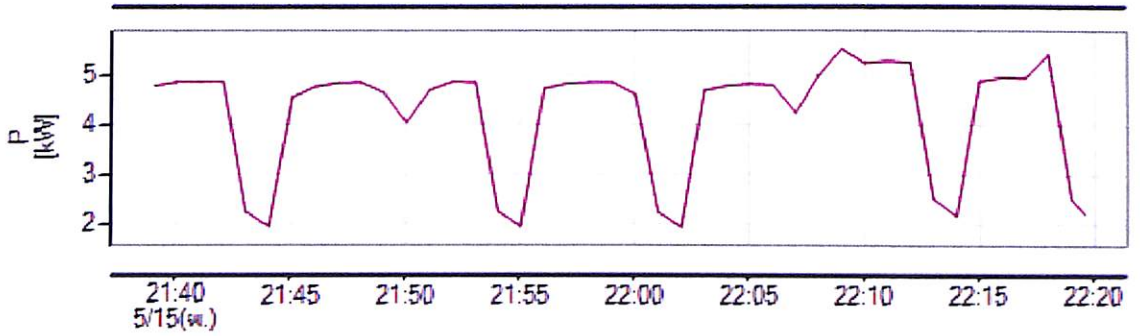
Report date[16/5/2562 1:58]

HIOKI

Statistics **AC Main In Coming**
Trend Period [15/5/2562 21:38:00 - 15/5/2562 22:19:36]

[Power]

-Max-



P [kW] : —P Sum MAX

Items	Times	Measured values	Average	Standard deviation	5%	50%	95%
P Sum MAX [kW]	42	5.528 (15/5/2562 22:09:00.0) 1.933 (15/5/2562 22:02:00.1)	4.215	1.158	-----	-----	-----

[N3 PEA Data Center]

Measurement data[19051505]

[UPS-A Out Going]

Report date[16/5/2562 2:02]

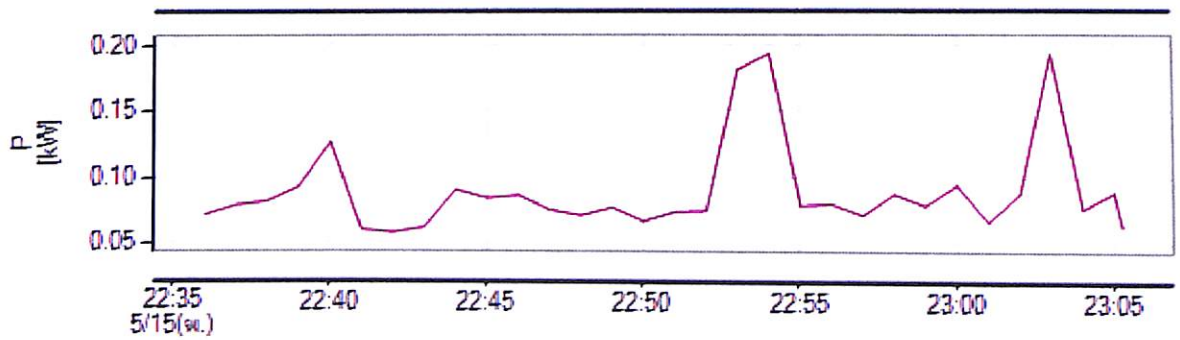
HIOKI

Statistics UPS-A Out Going

Trend Period [15/5/2562 22:35:00 - 15/5/2562 23:05:15]

[Power]

-Max-



P [kW] : — P Sum MAX

Items	Times	Measured values	Average	Standard deviation	5%	50%	95%
P Sum MAX [kW]	31	0.193 (15/5/2562 22:54:00.0) 0.058 (15/5/2562 22:42:00.1)	0.089	0.035	-----	-----	-----

[N3 PEA Data Center]

Measurement data[19051506]

[PDU-B Out Going]

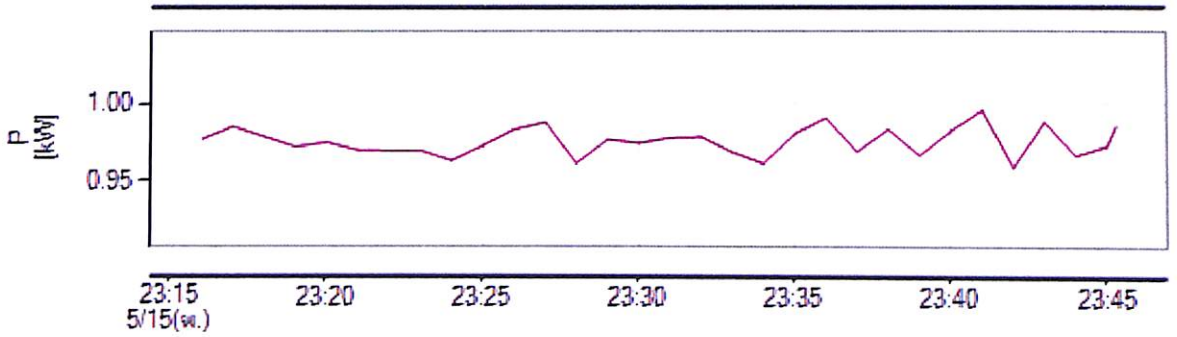
Report date[16/5/2562 2:05]

HIOKI

Statistics **UPS-B Out Going**
Trend Period [15/5/2562 23:15:00 - 15/5/2562 23:45:17]

[Power]

-Max-



P [kW] : — P Sum MAX

Items	Times	Measured values	Average	Standard deviation	5%	50%	95%
P Sum MAX [kW]	31	0.996 (15/5/2562 23:41:00.1) 0.958 (15/5/2562 23:42:00.1)	0.975	0.009	-----	-----	-----

[N3 PEA Data Center]

Measurement data[19051608]

[PDU-A IT Load]

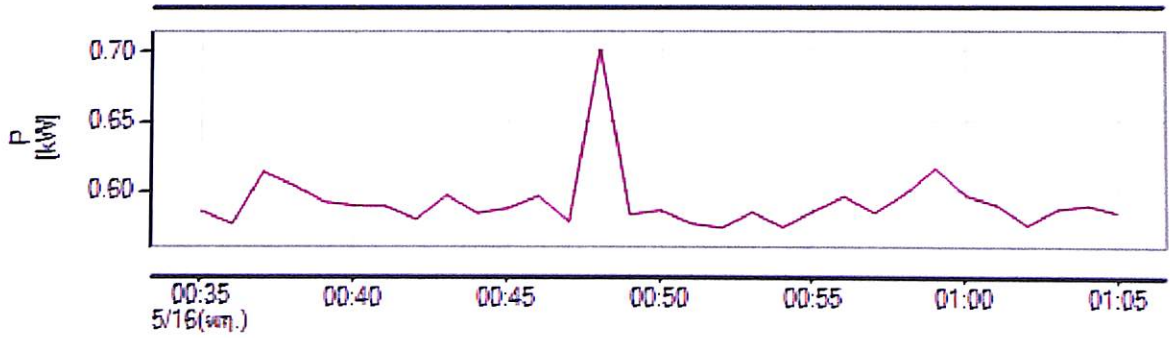
Report date[16/5/2562 2:10]

HIOKI

Statistics **PDU-A IT Load**
Trend Period [16/5/2562 0:34:00 - 16/5/2562 1:04:55]

[Power]

-Max-



P [kW] : -P Sum MAX

Items	Times	Measured values	Average	Standard deviation	5%	50%	95%
P Sum MAX [kW]	31	0.701 (16/5/2562 00:48:00.1)	0.592	0.022	-----	-----	-----
		0.574 (16/5/2562 00:52:00.1)					

[N3 PEA Data Center]

Measurement data[19051600]

[PDU-B IT Load]

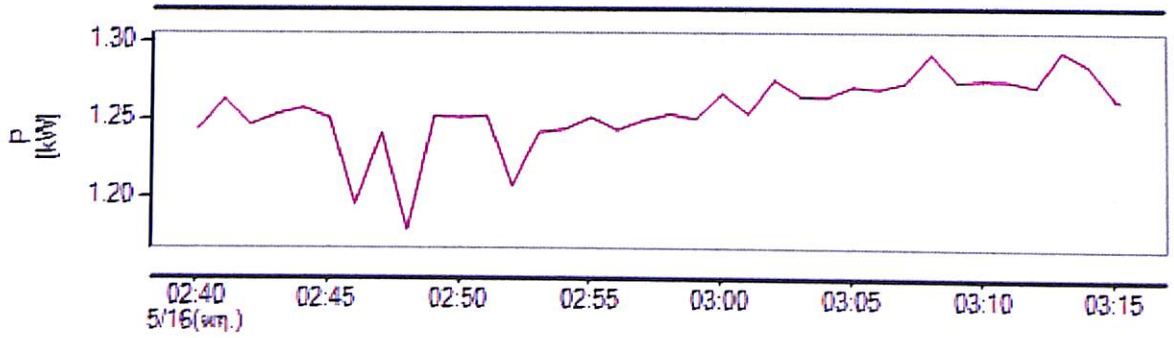
Report date[16/5/2562 3:27]

HIOKI

Statistics **PDU-B IT Load**
Trend Period [16/5/2562 2:39:00 - 16/5/2562 3:15:14]

[Power]

-Max-



P [kW] : — P Sum MAX

Items	Times	Measured values	Average	Standard deviation	5%	50%	95%
P Sum MAX [kW]	37	1.293 (16/5/2562 03:13:00.1) 1.179 (16/5/2562 02:48:00.0)	1.255	0.023	-----	-----	-----